

PT-DA

Dapello Porcelain Paver

Overview

The Dapello Porcelain Paver is a 20mm porcelain tile with an authentic, rugged, and beautifully textured natural stone look, featuring veins and nuances you'd expect from a solid stone paver. This porcelain slab comes in four inviting tones and is available in various formats, providing numerous design options to inject character and sophistication into your outdoor space. This high-end ceramic paver is durable, low maintenance, and non-porous, making it perfect for functional yet beautiful environments.



- Stunningly realistic natural stone effect
- Non-porous, guaranteed frost-resistant
- Protected from staining and fading
- Class A1 fire-rated
- Rigorously slip-tested and certified as low-risk of slip
- CE marked
- Wind-uplift ready

Details

Material	Ceramic
Dimensions	600x600x20mm 600x900x20mm 600x1200x20mm Bespoke fabrication available
Working dimensions	Caliber 06 (595x595x20mm) Caliber 08 (598x898x20mm) Caliber 05 (595x1195x20mm)
Weight	44.8kg/m ²
Light Reflectance Value (LRV)	See "Part information" below
Number of face patterns	See "Part information" below





Performance

Reaction to fire (BS EN 13501-1)	Inherently A1 (Decision 94-611/EC)
Slip resistance (BS EN 7976)	Classification: Low Slip Potential Slider 55 (Dry): >92 PTV Slider 55 (Wet): >42 PTV Slider 96 (Dry): >59 PTV Slider 96 (Wet): >50 PTV
Allowable load	See "Compatible system" data below
Breaking strength (ISO 10545-4)	≥10kN
Repeated shock test (installation on pedestals)	QB UPEC F+ compliant
Global Warming Potential (verified by EPD)	1.77kg/CO ₂ /m ²

Part information

Size	Colour	LRV	Number of face patterns (average)	Pack quantity	Pallet quantity
600x600mm	Saturn Beige	54	24	2	60
600x600mm	Jupiter Beige	45	24	2	60
600x600mm	Pluto Grey	38	24	2	60
600x600mm	Mercury Grey	28	24	2	60
600x900mm	Saturn Beige	54	24	2	60
600x900mm	Jupiter Beige	45	24	2	60
600x900mm	Pluto Grey	38	24	2	60
600x900mm	Mercury Grey	28	24	2	60
600x1200mm	Saturn Beige	54	24	1	70
600x1200mm	Jupiter Beige	45	24	1	70
600x1200mm	Pluto Grey	38	24	1	70
600x1200mm	Mercury Grey	28	24	1	70

Finishes















			
Saturn Beige	Jupiter Beige	Pluto Grey	Mercury Grey

Please note: Colour shades may differ between batches. If you need a specific batch to match a previous order for a project, please inform us when placing your order, although availability can't be guaranteed.

Got questions? Give us a shout.

Visit www.rynosystems.com or call us today on **+44 (0)203 967 3500** or reach out on sales@rynosystems.com

Compatible components

	RP-FR Non-Combustible Adjustable Paving Support Pedestal		RPA-FR Non-Combustible Self-levelling Paving Support Pedestal
	RPS-FR Non-Combustible Stackable Paving Support Pad		RP-FR-WU Non-Combustible Wind Uplift Paving Support Pedestal
	RPS Stackable Paving Support Pad		RPA Self-levelling Adjustable Paving Support Pedestal
	RPF Fixed Head Adjustable Paving Support Pedestal		RPF-LH Low-Height Adjustable Paving Support Pad
	RST Aluminium Paving Support Rail		FA Furniture Anchor
	HRSP Self-Adhesive Head Rubber Shock Pad		RHF-WU Rail Wind Uplift Restraint - Hidden Fixing
	ESC Edge Spring Clip		PSR Rail Paving Spacer

Got questions? Give us a shout.

Visit www.rynosystems.com or call us today on **+44 (0)203 967 3500** or reach out on sales@rynosystems.com

Annex 1

Manufacturing tolerances

Detail	Value	Standard
Length and width	±0.3% / ±1mm(*)	ISO 10545-2
Thickness	± 5% / 0.5mm (**)	ISO 10545-2
Straightness of sides	± 0.3% / 0.8mm (***)	ISO 10545-2
Rectangularity	± 0.3 % / ± 1.5 mm	ISO 10545-2

Mechanical properties

Detail	Value	Standard
Modulus of rupture	R ≥45 N/mm ²	ISO 10545-4
Impact resistance, as coefficient of restitution	≥0.55e	ISO 10545-5

Thermo-hygrometric properties

Detail	Value	Standard
Coefficient of linear thermal expansion	≤7MK-1	ISO 10545-8
Thermal shock resistance	Pass - Resistant	ISO 10545-9
Moisture expansion (in mm/m)	≤0.01% (0.1mm/m)	ISO 10545-10
Frost resistance	Pass - Resistant	ISO 10545-12

Chemical properties

Detail	Value	Standard
Resistance to household chemicals and swimming pool salts	A	ISO 10545-13
Resistance to low concentrations of acids and alkalis	LA	ISO 10545-13
Resistance to high concentrations of acids and alkalis	HA	ISO 10545-13
Resistance to staining, for unglazed tiles	5	ISO 10545-14

Other properties

Detail	Value	Standard
Water absorption level (in% by mass)	≤0.1%	ISO 10545-3

(*) The permissible deviation, in % or mm, of the average size for each tile (2 or 4 sides) from working dimension.

(**) The permissible deviation, in % or mm, of the average thickness for each tile from working dimension.

(***) The maximum permissible deviation from straightness, in % or mm, related to the corresponding working dimension