




RDC JOIST CRADLE 1:10




RDC 10-25
HEIGHT ADJUSTMENT:
10-25MM




RDC 10-40
HEIGHT ADJUSTMENT:
10-40MM



RDC 10-55
HEIGHT ADJUSTMENT:
10-55MM




RDC 10
CRADLE
HEIGHT: 10MM




RDC 20
CRADLE
HEIGHT: 20MM


RDA-C SELF-LEVELLING ADJUSTABLE DECKING PEDESTALS 1:10




RDA-1C
HEIGHT ADJUSTMENT:
20-25MM




RDA-2C
HEIGHT ADJUSTMENT:
25-35MM




RDA-3C
HEIGHT ADJUSTMENT:
35-50MM




RDA-4C
HEIGHT ADJUSTMENT:
50-80MM



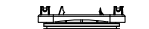
RDA-5C
HEIGHT ADJUSTMENT:
80-130MM




RDA-6C
HEIGHT ADJUSTMENT:
130-230MM




RDA-7C
HEIGHT ADJUSTMENT:
230-330MM




RDA-8C
HEIGHT ADJUSTMENT:
330-430MM




RDA-9C
HEIGHT ADJUSTMENT:
430-530MM




RDA-10C
HEIGHT ADJUSTMENT:
530-630MM




RDA-11C
HEIGHT ADJUSTMENT:
630-730MM



RDA-12C
HEIGHT ADJUSTMENT:
730-830MM




RDA-13C
HEIGHT ADJUSTMENT:
830-930MM




RDA-14C
HEIGHT ADJUSTMENT:
930-1030MM


BB | BASEBOARD 1:5



PLAN VIEW




FRONT VIEW




SIDE VIEW

BP|BOUNDARY PROFILE 1:5

BP 22S




SIDE VIEW




PLAN VIEW

BP 42S




SIDE VIEW




PLAN VIEW

BP 22C




SIDE VIEW




PLAN VIEW

BP 42C



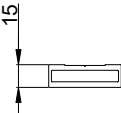
SIDE VIEW



PLAN VIEW

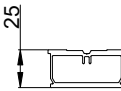
DS ALUMINIUM JOISTS 1:5

DS15



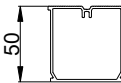
MAX SPAN: 300MM

DS25



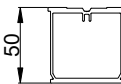
MAX SPAN: 600MM

DS50C



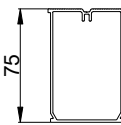
MAX SPAN: 1050MM

DS50



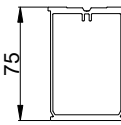
MAX SPAN: 1200MM

DS75C



MAX SPAN: 1400MM

DS75



MAX SPAN: 1600MM

NOTES:

ALL DIMENSIONS IN MILLIMETRES
UNLESS OTHERWISE SPECIFIED

DRAWING MAY NOT BE TO SCALE. IF YOU REQUIRE MANUFACTURER
INFORMATION PLEASE CONTACT RYNO.



RYNO LTD
CASTLEPOINT WAY, CASTLEPOINT
ELLON, UNITED KINGDOM
AB41 9RG
0203 967 3500
SPECIFICATION@RYNOSYSTEMS.COM
WWW.RYNOSYSTEMS.COM

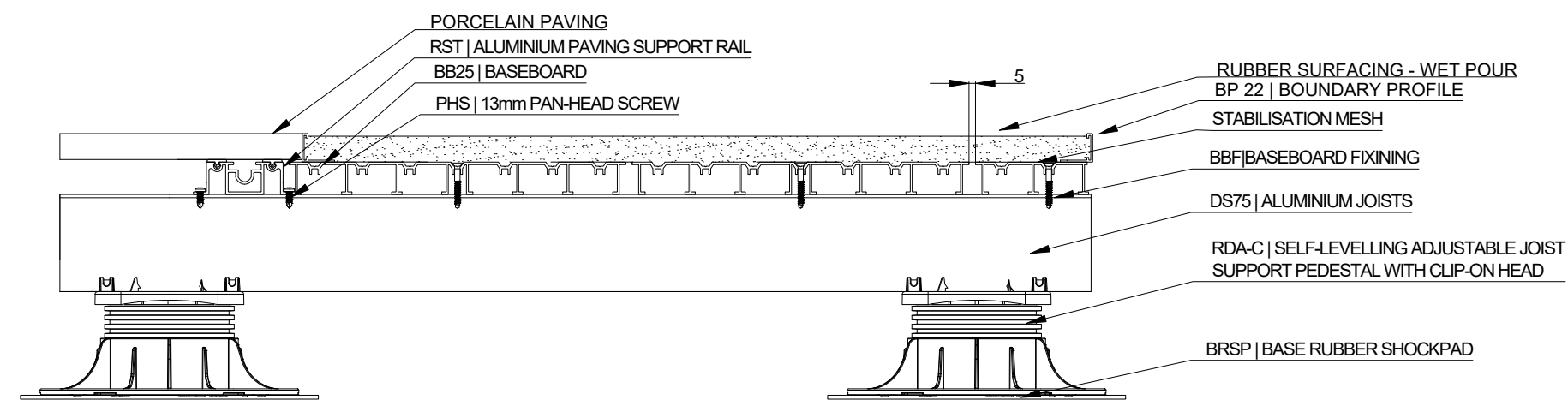
SYSTEM:

TS-WPR-ST TERRA SMART
WET POUR RUBBER
CRUMB


DRAWN: KM	CHECKED: AW	DATE: 28.04.2025
SCALE: VARIED	SIZE: A3	SHEET: 2 OF 2

RYNO LTD. REGISTERED IN ENGLAND. REG. NO: 09623250. REG. ADDRESS:
EUROPA HOUSE, ALFORD ROAD, CRANLEIGH, GU6 8NO
© COPYRIGHT & DESIGN RIGHT RYNO LTD. 2021. ALL RIGHTS RESERVED.

RUBBER SURFACING ADJOINING TERRASMART RAIL PAVE



SIDE VIEW



FRONT VIEW

NOTES:

ALL DIMENSIONS IN MILLIMETRES
UNLESS OTHERWISE SPECIFIED

DRAWING MAY NOT BE TO SCALE. IF YOU REQUIRE MANUFACTURER
INFORMATION PLEASE CONTACT RYNO.



RYNO LTD
CASTLEPOINT WAY, CASTLEPOINT
ELLON, UNITED KINGDOM
AB41 9RG
0203 967 3500
SPECIFICATION@RYNOSYSTEMS.COM
WWW.RYNOSYSTEMS.COM

SYSTEM:

TS-WPR-ST TERRA SMART
WET POUR RUBBER
CRUMB

DRAWN:	CHECKED:	DATE:
KM	AW	28.04.2025
SCALE:	SIZE:	SHEET:
1:5	A3	1 OF 2