


Rail Paving System

Paving system for waterproofed substrates





Why this System?

TerraSmart™ Rail provides a completely rigid platform for paving slabs. Super strong aluminium joists overlap to create a lattice framework which gives the maximum possible level of support.

“Maximum possible... support”

- Ideal for where creative paving finishes and non-uniform paving formats are required
- Perfect for terraces, podiums, roof decks and gardens
- Suitable for use in areas subjected to high foot traffic

Why Ryno?

We make it easy. We have a full complement of industry specialists and support experts with experience on thousands of Ryno installations. Working with Ryno is a conversation: our goal is to make each project as simple and painless as possible. Each of our systems has been specifically designed and tested to make life safe and easy.

System Overview

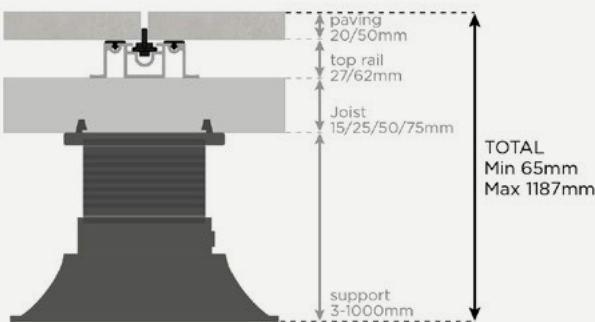


Technical Specification

System height range	65mm to 1187mm
Loading/compression	Concentrated load: 1.4kN Uniformly distributed: >4.0kN/m2
Warranty	10 years
Tested to EN 13501-5:2015	BRoof4 (Certification available on request)

System Build Up

Smaller solutions are available contact us for more information



Finishes

Porcelain

Durable porcelain tiles available in a range of stone effect, wood grain and contemporary finishes.



Pictured: Corteno - Weathered Steel

Concrete

Tough concrete tiles available in a range of finishes for high foot trafficked areas.



Pictured: Liora - Light Granite



Full Range

With over 50 different paving finishes and over 25 sizes our range of paving means you don't have to compromise on your design.

Get in contact today or go online to view our full range and find the paver that's right for you.

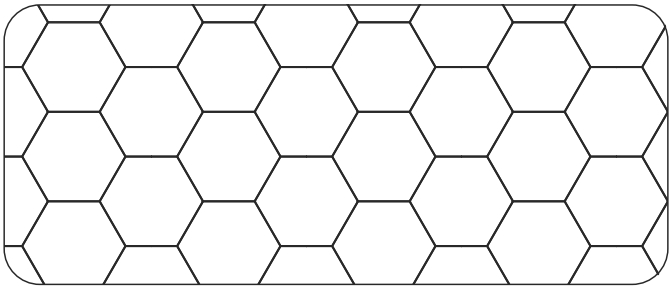
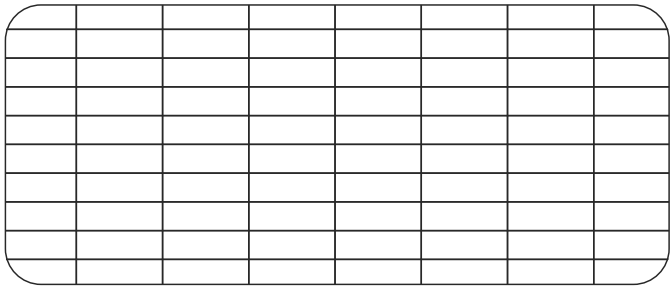
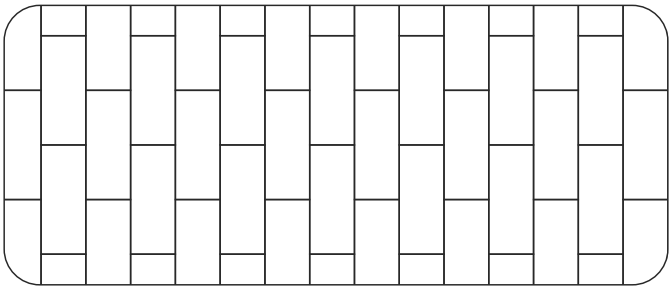
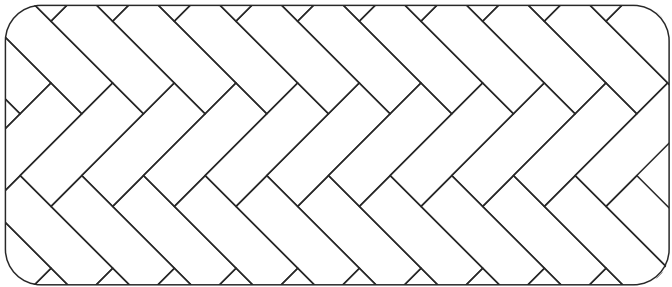
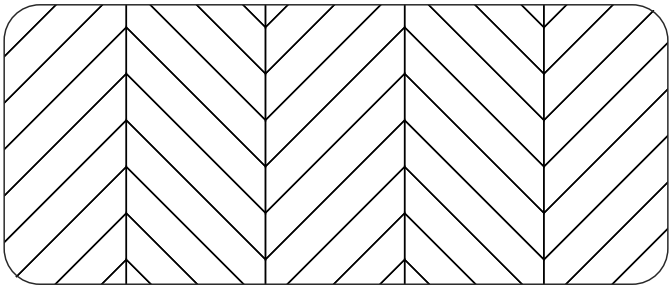
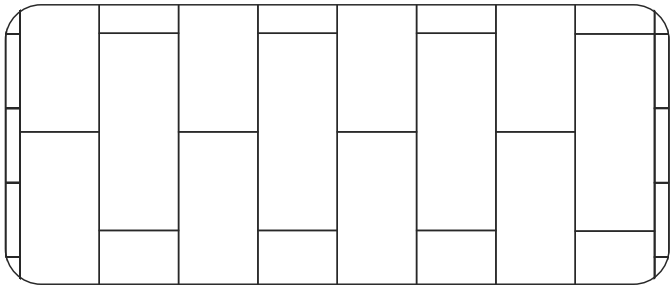
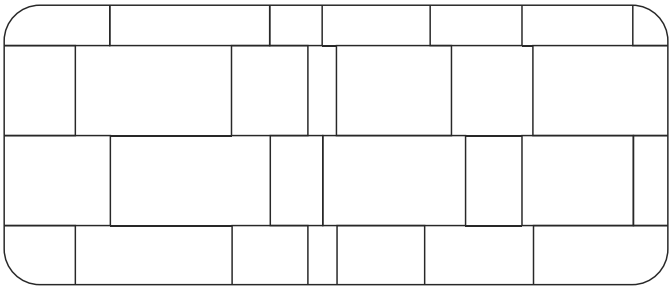
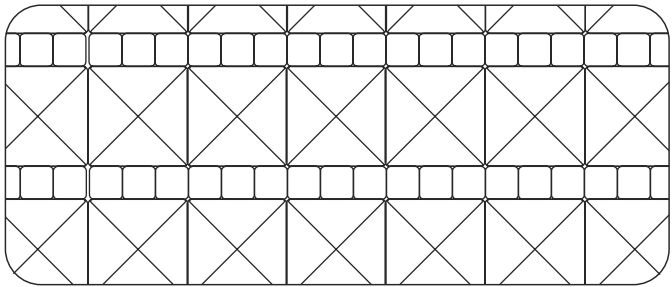




Unleash your creativity

Pattern

TerraSmart® Rail opens up design opportunities for raised paving to a new level. Rather than being bound by the limitations of single point support systems, the lattice rail concept enables intricate configurations resulting in phenomenal versatility and a wide variety of patterns.



Options

Self-levelling adjustable pedestal

The ultimate decking support solution: ensuring rapid installation regardless of project complexity. Aluminium joist simply ‘click’ into place and accommodates single, double and perpendicular joist profiles.

Incorporates self-levelling design, to easily accommodate sloping areas of up to 10.5% gradient.




Fixed-head adjustable pedestal

For completely level surfaces, the fixed-head adjustable pedestal offers a simple and economical support option, with an impressive 22-550mm height range.



Single Rail

Where very low build-up is required, top rail can be installed straight onto supports without a primary joist.



Vertical Closure

The vertical closure allows for the creation of steps and vertical edges of the paved area. Fixed into the top rail, the vertical closure can work in all directions.



Options

Paving spacers

The perfect solution where paving requires minimal elevation from the ground. Joist cradles are simple to install and adjust and provide an incredibly economical method of clearing space below joists and paving: promoting air circulation. Provides millimetre perfect adjustment between 10 and 55mm.



Stop Bracket

Paving stops hold paving in place to ensure no movement can occur. Fixed into the top rail around the perimeter of the paving area.



Paving spacers

Cross-spacers, t-spacers, and straight-spacers are available to achieve a wide range of paving formats and consistent spacing between slabs, with 2 or 4mm spacer thickness options.



Inspiration for your project



M7 Offices, Stratford Frosts Landscapes

The screened rooftop garden which sits atop the new Westfield M7 commercial office development offers outstanding views out over London's skyline.

The 1,395m2 'Level 76 Roof Garden' - named because of its height above sea level features an intricate pattern of granite in a range of finishes.

What's next?

Inspiration

Did you flick through this brochure finding yourself thinking about a specific project? Well, we can help you out! Give our specification team a no-obligation, quick call today to answer any burning questions you might have, and find out if this is the system for you.

Design

Our specification team are invested in your success first and foremost. If you tell them what you want, they will find a way to make it possible. When you keep up with them during a project, they focus on finding you bespoke solutions to keep costs down and keep the project safe.

Support

We don't just ship your system and then send you on your way! We want to make sure that you are supported wherever and whenever you might need it. We know that things can change at the flick of a switch, so whatever you need, our project delivery team are here to help.

Finish

Once all is said and done, drop in past The Studio in Clerkenwell for a friendly smile and a good cup of coffee, or get yourself booked in for a RIBA-certified CPD to keep up-to-date with the changing landscape of balconies and terrace compliance



View the rest of the **TerraSmart®** range



TerraSmart®

Vitrified Composite® Decking System

A1 fire-rated, wood effect decking systems for waterproofed substrates



TerraSmart®

Pedestal Paving System

Straightforward, robust paving system for waterproofed substrates



TerraSmart®

Aluminium Decking System

Decking system for waterproofed substrates



TerraSmart®

Rail Paving System

Premium, versatile paving system for waterproofed substrates

TerraSmart®

Pedestal Paving System

Straightforward, robust paving system for waterproofed substrates, **where non-combustibility isn't required**

TerraSmart®

Composite Decking System

Wood-plastic composite decking system for outdoor spaces



Ryno Ltd
Castlepoint, Castle Way
Ellon, AB41 9RG

Phone: +44(0)203 967 3500
Email: Sales@rynogroup.co.uk