



7933

Surface Performance Ltd
Unit 16 Vicarage Farm
Sunbury On Thames
London
TW16 6DW

0208 2465562
info@surfaceperformance.com
www.surfaceperformance.com

TEST REPORT


BS 7976:2002 + A1:2013 Slip Resistance Testing (Laboratory) Performed on a Sample of:

Quarry Grey Limestone Setts Washed

FOR:

Ryno Group Ltd

- *This report has been prepared by Surface Performance Ltd with all reasonable care, skill and diligence within the terms of the contract with the client. This report is not to be reproduced except in full without prior approval.*
- *This report is confidential to the client and Surface Performance Ltd accept no responsibility towards any third parties to whom this report is made available to. Any such party relies upon this report at their own risk.*
- *This report shall not be used for contractual purposes unless signed by the Laboratory or Technical Manager.*
- *The results given in this report are representative of the sample received only.*

REVIEWED & APPROVED BY	SIGNATURE	ISSUE DATE	REPORT NUMBER
Russell Thompson (Technical Manager)		26/02/2025	SP4466J



Surface Performance Ltd
Unit 16 Vicarage Farm
Sunbury On Thames
London
TW16 6DW

0208 2465562
info@surfaceperformance.com
www.surfaceperformance.com

1.0 CONTENTS

Approval Sheet & Preface	Page 1
Summary of Testing	Page 2
Introduction	Page 3
Methods	Page 3
Location Plans	Page 4
Test Results	Page 5
Site Photographs	Page 6
End of Report	Page 7

2.0 SUMMARY OF TESTING

2.1 Testing was performed in accordance with BS 7976:2002 + A1:2013.

2.2 Classification limits are taken from The HSE 2012 publication “Assessing the slip resistance of flooring.” (www.hse.gov.uk/pubns/geis2.pdf) and are outside the scope of accreditation.





Surface Performance Ltd
Unit 16 Vicarage Farm
Sunbury On Thames
London
TW16 6DW

0208 2465562
info@surfaceperformance.com
www.surfaceperformance.com

3.0 INTRODUCTION

Surface Performance Ltd carried out slip testing on Monday 24th February 2025 to a Quarry Grey Limestone Setts Washed sample provided for testing by Ryno Group Ltd.

The sample was supplied by the client and received at the laboratory on Monday 17th February 2025 and identified with Surface Performance Ltd sample number SP4466J. The samples are tested as received and the results apply only to the samples tested.

The sample was conditioned for a minimum 24 hours prior to testing at an ambient air temperature of 21-25°C and 40-60% relative humidity in accordance with ISO 291 Class 2 (non tropical countries).

4.0 METHOD

Testing was performed in accordance with BS 7976:2002 + A1:2013 and undertaken using a calibrated pendulum slip tester using Slider 96 & 55.

Testing was carried out at 1 x Location, in 2 directions in both wet & dry conditions.



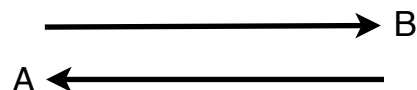

5.0 REQUIREMENTS - HSE 2012 Assessing the Slip Resistance of Flooring.

CLASSIFICATION	PTV RESULT
High Slip Potential	0 - 24
Moderate Slip Potential	25 - 35
Low Slip Potential	36 +

6.0 LOCATION PLAN

6.1 TEST LOCATION PROXIMITY PLAN

The diagram below identifies the test directions on the sample provided.



7.0 TEST RESULTS (Mean of 4,5,6,7,8 as per BS 7976-2)

SLIDER 96 DRY DIRECTIONS: CLASSIFICATION - **LOW SLIP POTENTIAL**

SURFACE TEMP (°C) 21.7					AIR TEMP (°C) 23.1				
Test Direction	Pendulum Swing 1	Pendulum Swing 2	Pendulum Swing 3	Pendulum Swing 4	Pendulum Swing 5	Pendulum Swing 6	Pendulum Swing 7	Pendulum Swing 8	Mean Result
A	62	62	62	62	62	61	61	61	61
B	61	61	61	62	62	61	61	61	61

SLIDER 96 WET DIRECTIONS: CLASSIFICATION - **LOW SLIP POTENTIAL**

Test Direction	Pendulum Swing 1	Pendulum Swing 2	Pendulum Swing 3	Pendulum Swing 4	Pendulum Swing 5	Pendulum Swing 6	Pendulum Swing 7	Pendulum Swing 8	Mean Result
A	50	50	49	48	47	47	45	45	46
B	46	46	46	44	44	44	44	44	44

SLIDER 55 DRY DIRECTIONS: CLASSIFICATION - **LOW SLIP POTENTIAL**

SURFACE TEMP (°C) 21.7					AIR TEMP (°C) 23.1				
Test Direction	Pendulum Swing 1	Pendulum Swing 2	Pendulum Swing 3	Pendulum Swing 4	Pendulum Swing 5	Pendulum Swing 6	Pendulum Swing 7	Pendulum Swing 8	Mean Result
A	72	72	72	73	73	73	73	73	73
B	71	71	72	70	72	70	70	70	70

SLIDER 55 WET DIRECTIONS: CLASSIFICATION - **LOW SLIP POTENTIAL**

Test Direction	Pendulum Swing 1	Pendulum Swing 2	Pendulum Swing 3	Pendulum Swing 4	Pendulum Swing 5	Pendulum Swing 6	Pendulum Swing 7	Pendulum Swing 8	Mean Result
A	56	56	56	55	55	55	55	55	55
B	57	57	57	56	56	56	56	55	56

SITE PHOTOGRAPHS



Report Number: SP4466J

Sample: Quarry Grey Limestone Setts Washed



Surface Performance Ltd
Unit 16 Vicarage Farm
Sunbury On Thames
London
TW16 6DW

0208 2465562
info@surfaceperformance.com
www.surfaceperformance.com

END OF REPORT

