

Ascent Bespoke Planter System

Bespoke fabricated planter system featuring a backward slant on the planter face.





Why this System?

Breathe life into your projects with a system designed to transform outdoor living. Our TerraSmart® Ascent, aptly named due to its backward leaning face, is a totally bespoke planter system. The panels come in virtually any required size and integrate seamlessly with optional lighting, seating, and bespoke elements. Choose from a range of finishes and select the fixing method that's right for your project.

“Complete design freedom”

- Bespoke panels made in almost any size
- Popular heights range between 300 and 1100mm
- Custom backward slanting planter face
- Bespoke integrated seating and detailing available
- Various integrated lighting options
- Wide range of finishes and materials
- Fix to concrete or the RYNO® Base Substructure

System Overview

Planter Panel

Combine custom slanting panels to create a unique and relaxed space. Available in any height from 300-1100mm, in a wide range of materials, finishes and coatings.

Tension Wires

Achieve perfectly straight and level planter faces with the easy-to-adjust tension wire kit secured to the planter edges.

Fixing Method

Select the build-up and fixing method to suit your project. Baseboard Fix provides seamless integrated support for the planter whilst minimising weight and providing a void for services underneath, while the concrete fix option utilizes a concrete parapet to secure the planter edge.

Optional Lighting

Integrate ambient lighting into your design to create a warm and welcoming space, that comes to life after dark.

System Variants



TerraSmart® Ascent Bespoke Planter System Baseboard Fix

- Provides seamless integrated support for the planter whilst minimising weight and providing a void for services underneath
- Raised permeable planter base
- Height adjustability
- Supports integrating surfaces



TerraSmart® Ascent Bespoke Planter System Concrete Fix

- The concrete fix option utilizes a concrete parapet to secure the planter edge
- Concrete parapet required
- Secure fixing
- Simple construction


Finishes

Our TerraSmart® Ascent Planter Systems, come in virtually any size for complete design flexibility. Choose from a range of steel, metallic, or classic colour finishes, and breathe life into your project.

Classic Colours



Anthracite Grey



Jet Black



Pebble Grey



Black Grey



Telegrey


Steel Finish



Corten Steel



Blackened Steel



Marbled Steel

Metallic Finish



Dark Metallic Bronze



Mid Metallic Bronze




Corten Metallic


Timber Seating & Cladding



Cumaru



Douglas Fir



Iroko



Sapele



Components



RSS | Freestanding Seating

Whether it's a simple bench, a timeless picnic table, or a communal seating circle, let your ideas come to life. Choose from a wide range of standard metal finishes and timber species or request others to match the specification of your project.



IRS | Integrated Recessed Seating

Allowing for almost any length, depth, and shape with a number of timber species available as standard, and others on request. Our recessed seating incorporates hidden supports within the planter, which provide a stunning, yet cost effective seating solution.



RSL | Recessed Strip Lighting Kit

A flexible light strip kit that can be designed into almost any planter from RYNO®. IP67-rated for seamless, dot-free output, with a mechanical fixing kit for secure installation, in 5m & 10m lengths, can be connected to up to 20m from a power source & driver.



TWK | Tension Wire Kit

Includes a straining screw, wire rope, and rope grips, creating an adjustable connection between your planter's front and back. Simple to install with an easy-to-adjust straining screw for a perfectly straight planter face.



ABP | Ascent Bespoke Planter Edge

Aptly named due to its backward leaning face, it features panels in virtually any size, integrating seamlessly with optional lighting, seating, and bespoke elements.



HAD | Hinged Access Door

Can be incorporated into the planter face to provide storage of irrigation equipment and electrical components. The lockable storage areas are designed to suit the project's functional and aesthetic requirements.

Components



ICS | Integrated Cantilever Seating

All made bespoke in any length, depth, and shape with a number of timber species available as standard, and others on request. Our cantilever seating design incorporates hidden supports within the planter for optimal weight distribution.



SKS | Skate Stoppers

An easy solution to safeguard planters against damage from skaters and BMX riders. In standard designs or customized with bespoke styles to match your design intent. Made for public areas, they extend planter lifespan and maintain a clean aesthetic.



TCP | Timber Cladding - Planters

Adds a natural dimension to the planters and a calming aesthetic to the area. Unlimited design options utilising vertical, horizontal or angled slats in almost any dimension. Available in a number of timber species as standard, with bespoke species on request.



Inspiration for your project



What's next?

Inspiration

Did you flick through this brochure finding yourself thinking about a specific project? Well, we can help you out! Give our specification team a no-obligation, quick call today to answer any burning questions you might have, and find out if this is the system for you.

Design

Our specification team are invested in your success first and foremost. If you tell them what you want, they will find a way to make it possible. When you keep up with them during a project, they focus on finding you bespoke solutions to keep costs down and keep the project safe.

Support

We don't just ship your system and then send you on your way! We want to make sure that you are supported wherever and whenever you might need it. We know that things can change at the flick of a switch, so whatever you need, our project delivery team are here to help.

Finish

Once all is said and done, drop in past The Studio in Clerkenwell for a friendly smile and a good cup of coffee, or get yourself booked in for a RIBA-certified CPD to keep up-to-date with the changing landscape of balconies and terrace compliance



Looking for more inspiration?

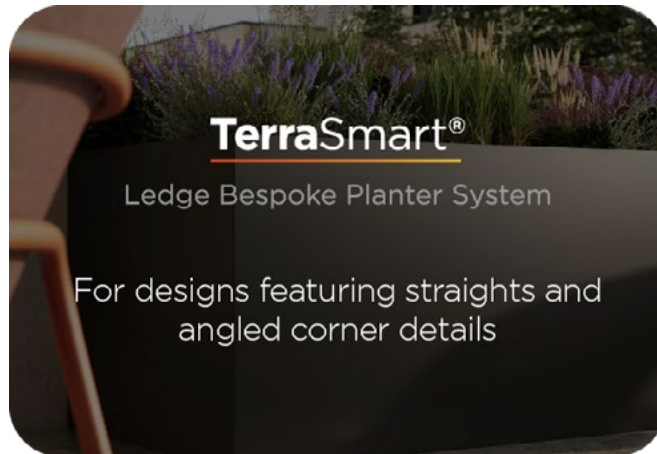
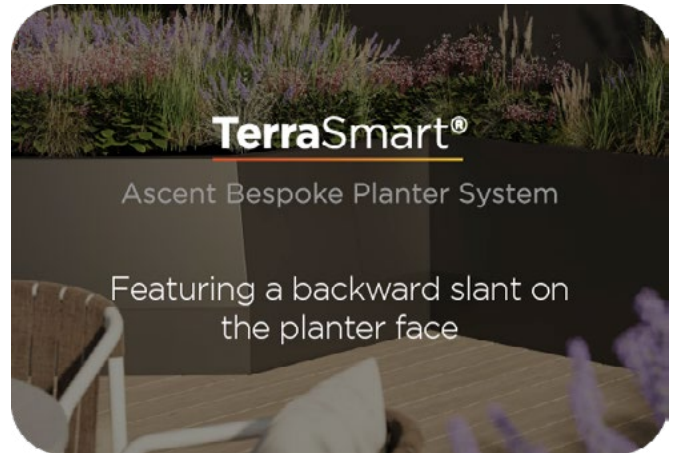
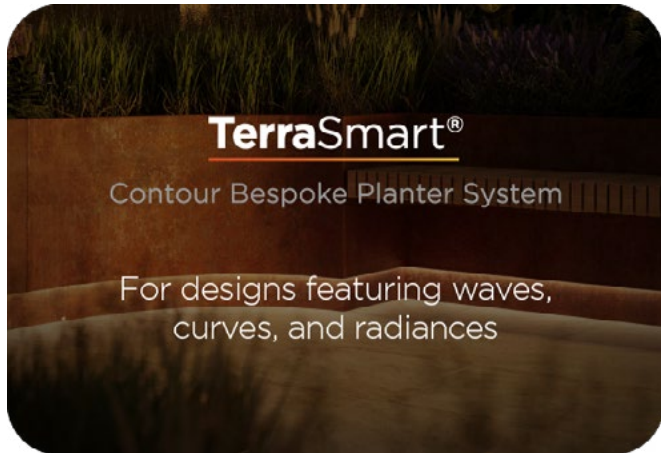
- Visit the TerraSmart® Ascent Bespoke Planter [system page](#)
- Speak to a member of [our team](#)

Or visit our homepage to delve deeper into our products. Uncover technical details, explore interactive features, and discover the full spectrum of what makes us your ideal choice.

www.rynosystems.com



The Complete **TerraSmart®** Planter range



The Studio
2 Sutton Lane
Clerkwenwell
London, EC1M 5PU
United Kingdom

Ryno Ltd
Castlepoint
Castle Way
Ellon, AB41 9RG
United Kingdom